


## A MATH ACTIVITY SHEET FOR MIDDLE SCHOOL GRADE LEVELS

NAME: \_\_\_\_\_ DATE: \_\_\_\_\_ CLASS: \_\_\_\_\_

**INSTRUCTIONS:** COMPLETE THE ACTIVITY SHEET BY GOING THROUGH THE EXHIBIT AND FILLING IN THE NUMBER CHART. THEN USE THE NUMBER CHART TO FIND THE MEAN, MEDIAN, AND MODE.








**Mean:** The mean of a group of numbers is the average of the numbers.

**Median:** The median of a group of numbers is the number that is in the middle when numbers are arranged from smallest to largest.

**Mode:** The mode of a group of numbers is the number that appears the most.

### NUMBER CHART

<p><b>Gallery 3. Ginen i Mañaina' -ta</b></p> <p>_____ Number of days for teeth art by matao women.</p> 	<p><b>Gallery 5. Ti Geran Māmi</b></p>  <p>_____ Day the Japanese Imperial Army invaded the Island.</p> <p>_____ Number of men helped in Atāte.</p>
<p><b>Gallery 4. Fanatahguiyan i Ha'āne</b></p> <p>_____ Day Captain Henry Glass entered Apra Harbor.</p> 	<p><b>Gallery 7. I Finaloffan yan i Ma'mai'la</b></p> <p>_____ Day in April 1950 of FBLG's Congressional Testimony.</p> <p>_____ Number of months FBLG called a nightmare.</p> 
<p><b>Gallery 6. Humuyong-ña i Gera</b></p> <p>_____ Day in July Liberation is celebrated.</p> 	

### NUMBERS IN THE EXHIBIT

\_\_\_\_\_

Mean: \_\_\_\_\_

Median: \_\_\_\_\_

Mode: \_\_\_\_\_

