

I HINANAO-TA NU I MANAOTAO TĀNO'-I CHAMORU SIHA

The Journey of the Chamoru People



The Guam Museum's
Permanent Exhibition

ACTIVITY SHEETS



Produced by Guampedia



KINDERGARTEN ACTIVITIES

The kindergarten activity sheets are a collection of educational materials to be used by teachers and parents to enhance a young child's visit to the Guam Museum's permanent exhibit, *I Hinanao-ta Nu I Manaotao Tåno' - I CHamoru Siha: The Journey of the CHamoru People*. These activity sheets are intended to get children excited to explore and learn about the exhibit. The activities cover the following subjects: CHamoru language, art, Guam history and environment and feature materials based on the student's visitor experience. In completing the activity sheets, the children will have learned the CHamoru alphabet and select CHamoru words. Art activities will assist in the development of basic drawing skills through repetition, image recognition, and creation.

Activities have been authored, designed and graphically prepared by Nathalie Pereda and Education.com and edited by Dr. Laura M. Torres Souder, Kerri Ann Borja, Shannon Murphy.

These activities are aligned with material displayed in Gallery 2. I Tåsi yan i Tåno' (The Sea and the Land) and Gallery 3. Ginen i Mañaina'-ta (Our Ancient Heritage).

Activity Sheets (arranged alphabetically)

1. **Alphabet: An activity for Gallery 3.** Connecting the dots of the CHamoru alphabet in order to complete a drawing of a *guma latte'* (latte' house).
2. **Art: An activity for Gallery 2.** Illustrations of pottery sherds from the exhibit are used as examples in this activity to allow children to learn about ancient CHamoru pottery patterns. It is a great exercise for drawing lines and circles while connecting to artists of the past.
3. **Cave Art: An activity for Gallery 2.** Featured in the cave are images representing pictographs from all over the Mariana Islands. Children will have to study the images carefully to determine which ones were produced by ancient CHamorus and which ones were not.
4. **Crosswords: An activity for Gallery 2.** Children will have to explore the Gallery to find the images depicted in the activity sheet. The CHamoru names of the images will then be used to complete the crossword puzzle. There is a word bank to assist children. This activity will assist children to build their CHamoru vocabulary through word-image association.
5. **Fill In the Blanks: An activity for Galleries 2 and 3.** Children are presented with an image and asked to write in missing letters to complete the CHamoru word. Children can build their word power in CHamoru through pictures and words while practicing to write the alphabet.
6. **Guam Birds: An activity for Gallery 2.** The Guam Birds display features the native flying animals of Guam. In this activity children are asked to study the display to distinguish which of the birds are native to Guam. Children become more familiar with Guam's natural environment.
7. **Match the Image to the Word: An activity for Galleries 2 and 3.** In this activity children are asked to explore Galleries 2 and 3 to find images and identify their CHamoru words. Children complete the activity by drawing a line connecting the image to the appropriate word.

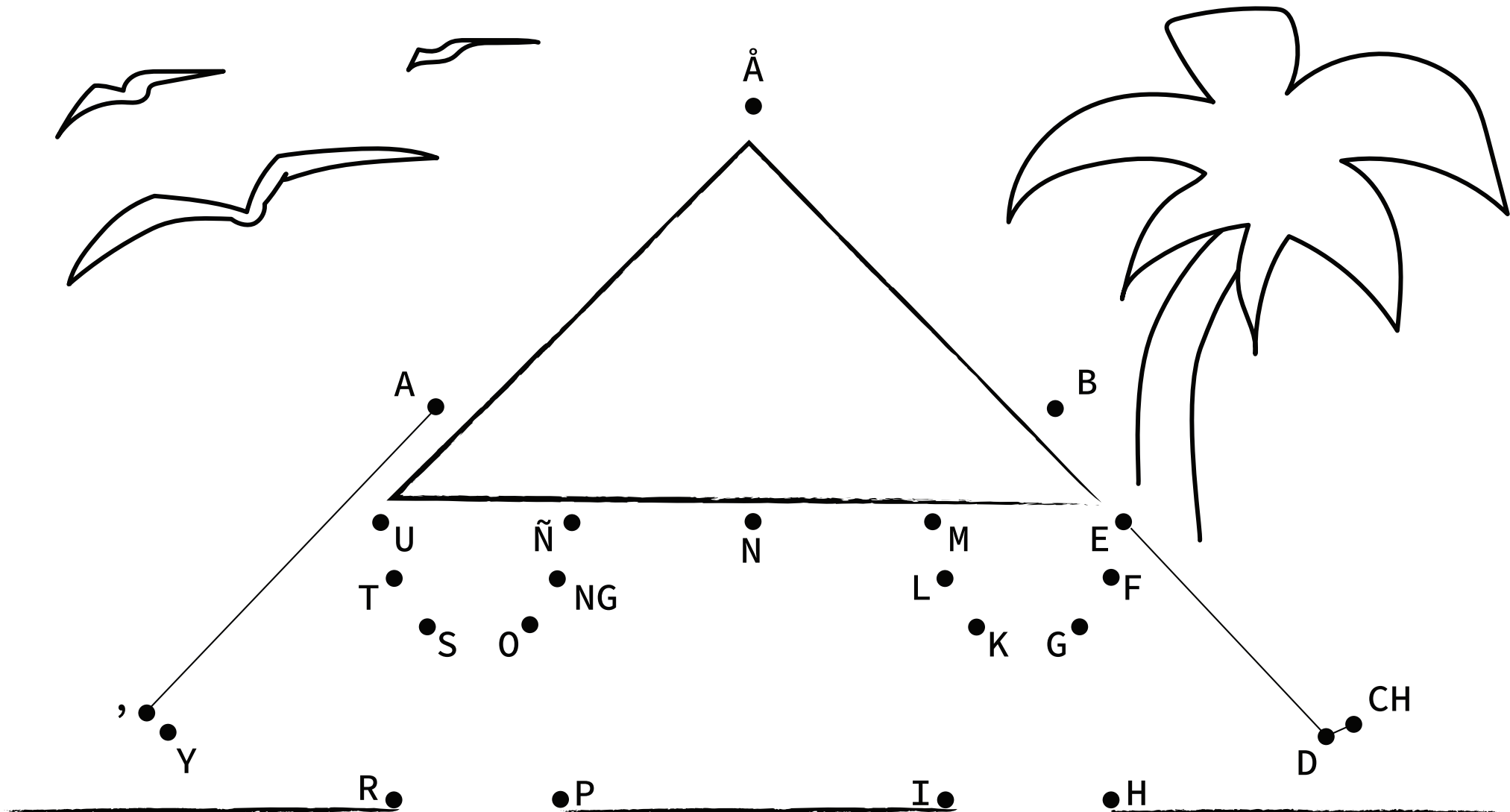
I HINANAO-TA NU I MANAOTAO TĀNO' - I CHAMORU SIHA

The Journey of the CHamoru People

A CHAMORU ALPHABET ACTIVITY SHEET FOR KINDERGARTEN AND ELEMENTARY GRADE LEVELS

NAME: _____ DATE: _____ CLASS: _____

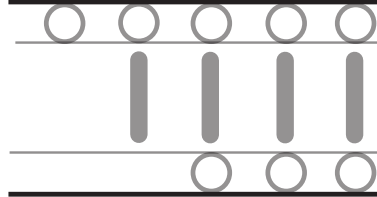
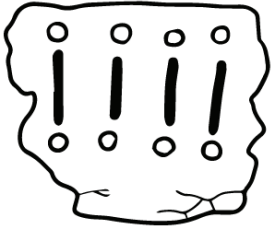
INSTRUCTIONS: CONNECT THE DOTS OF THE CHAMORU ALPHABET IN ORDER.

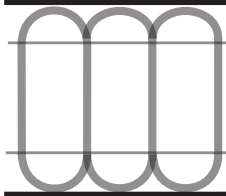
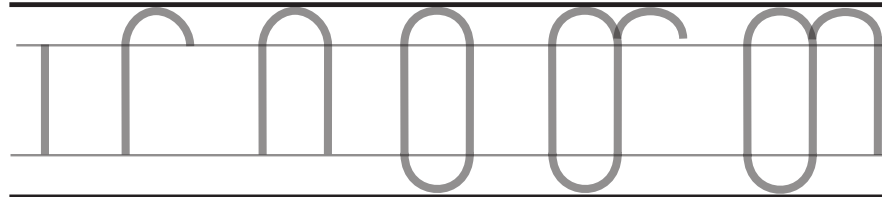
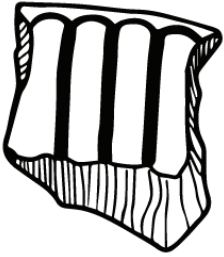


AN ART ACTIVITY SHEET FOR KINDERGARTEN AND ELEMENTARY GRADE LEVELS

NAME: _____ DATE: _____ CLASS: _____

INSTRUCTIONS: PRACTICE AND DRAW THE POTTERY PATTERNS.








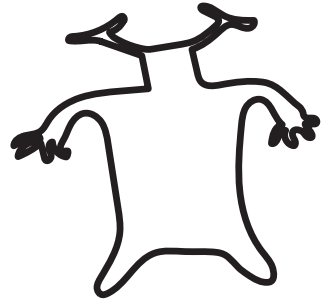


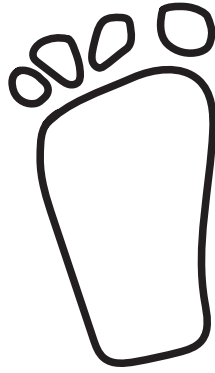
CREATE YOUR OWN PATTERN USING LINES, CIRCLES OR TRIANGLES.



CAVE ART ACTIVITY SHEET
FOR KINDERGARTEN AND ELEMENTARY GRADE LEVELS

NAME: _____ DATE: _____ CLASS: _____

INSTRUCTIONS: CIRCLE THE THREE CAVE DRAWINGS THAT DO NOT BELONG.






NAME: _____ DATE: _____ CLASS: _____

INSTRUCTIONS: USE IMAGES AND WORD BANK TO HELP SOLVE THE PUZZLE.


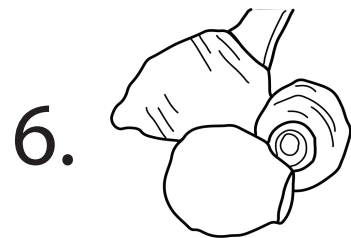

WORD BANK

sihek	chotda
hima	sunì
chichirika	tinitu
sinahi	haggan

Across



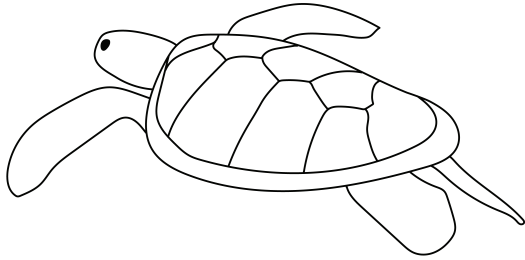
Down



NAME: _____ DATE: _____ CLASS: _____

INSTRUCTIONS: MATCH THE CHAMORU WORDS FROM THE WORD BANK TO THEIR IMAGES AND FILL IN THE MISSING LETTERS.

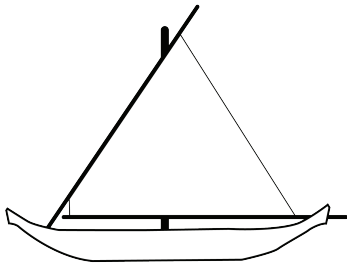
ko'ko' fā'i sakman suni haggan latte'



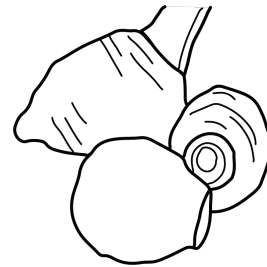
ha an




f i



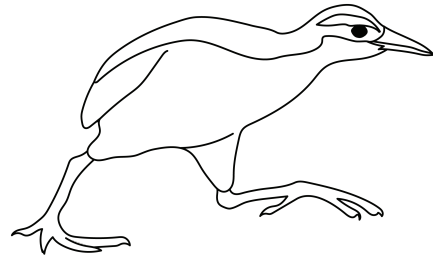
ak n



s i



tt '

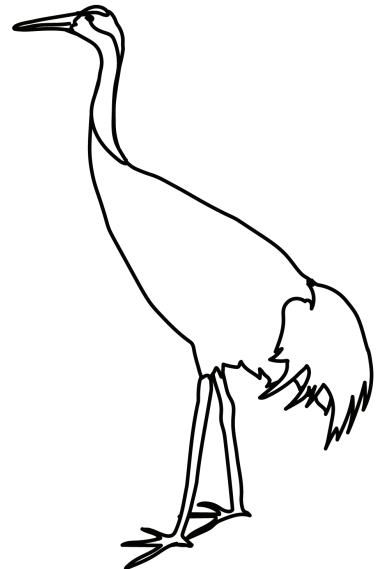
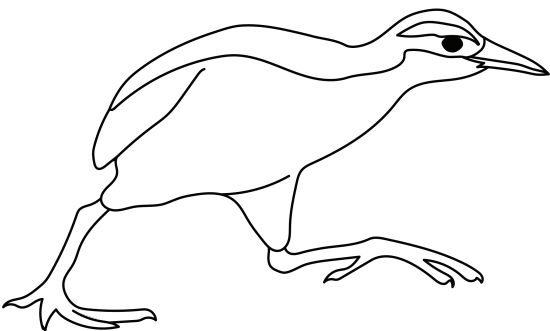
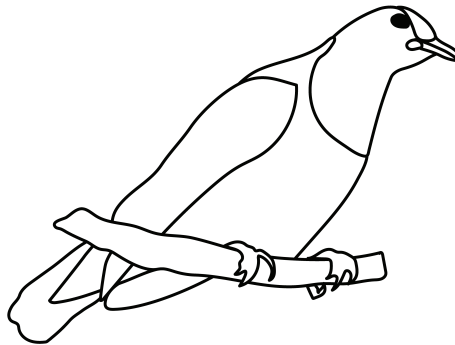





k ' '

GUAM BIRDS ACTIVITY SHEET
FOR KINDERGARTEN AND ELEMENTARY GRADE LEVELS

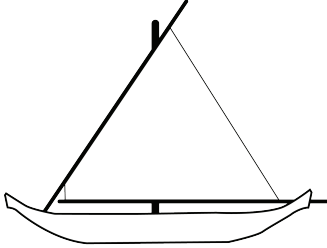
NAME: _____ DATE: _____ CLASS: _____

INSTRUCTIONS: CIRCLE THE THREE BIRDS THAT DO NOT BELONG.




NAME: _____ DATE: _____ CLASS: _____

INSTRUCTIONS: DRAW A LINE FROM THE IMAGES TO THE MATCHING WORD ON THE RIGHT.



Få'i



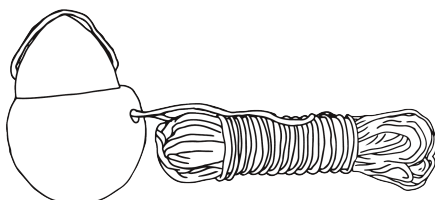
Sakman



Poi'o



Chichirika



Halu'u