

Cultural Design with History in Mind

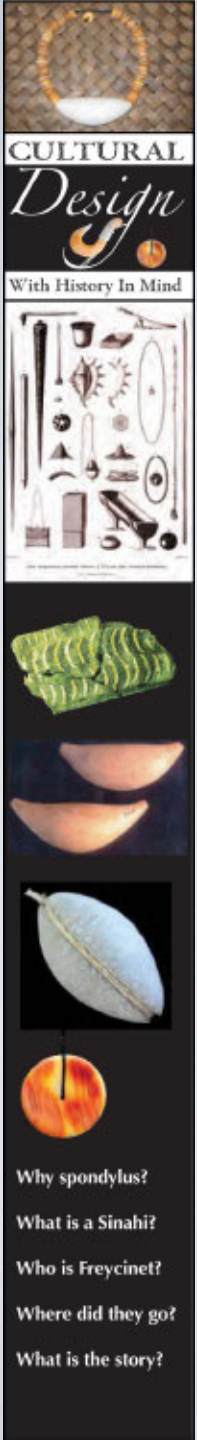
Tuesday, February 12, 2013
12:00 pm - 4:00 pm
Latte of Freedom, Adelup

Examples of Stylistic Designs on Marianas Pottery

A presentation by

Darlene R. Moore

Sponsored by:



EXAMPLES OF STYLISTIC DESIGNS ON MARIANAS POTTERY

DARLENE R. MOORE

Micronesian Archaeological Research Services

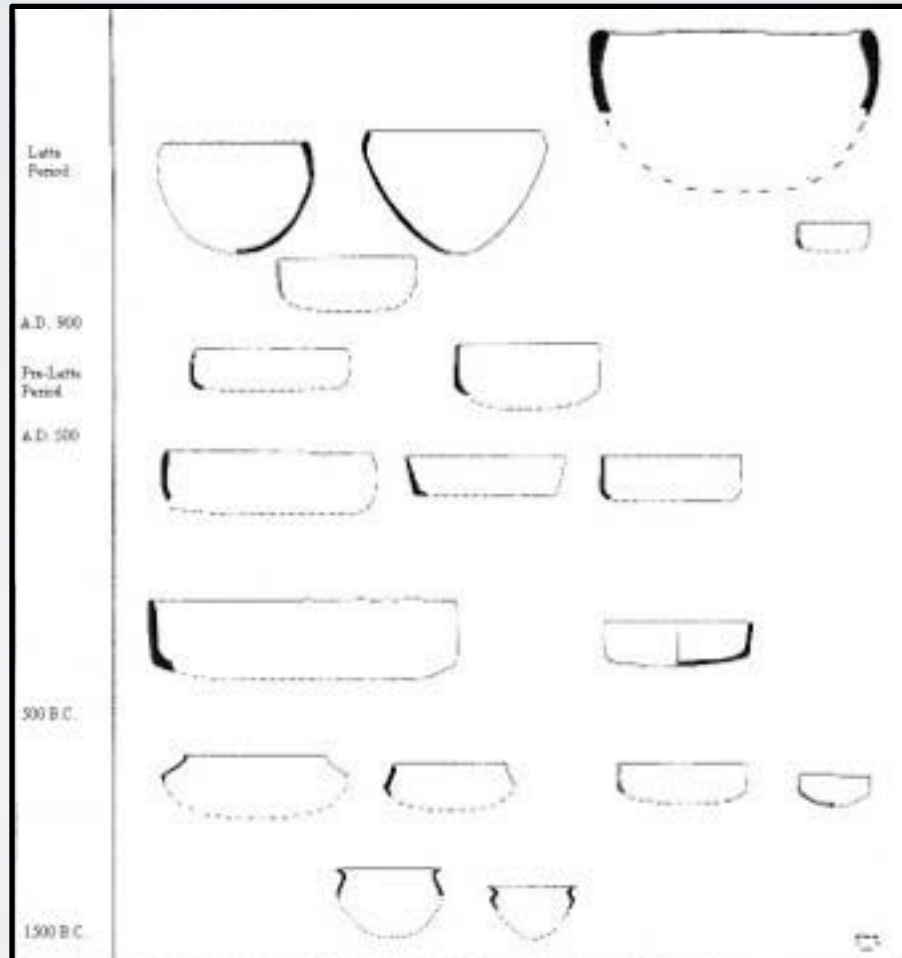
THE MARIANAS POTTERY SEQUENCE

- The first people brought pottery-making skills with them when they arrived
- The earliest pottery (1500-500 BC) has the most intricate designs
- The lime-filled designs simplified over time. By 500 BC they were applied only to the rims
- Three main decorative styles have been identified on the early pottery; Achugao, San Roque, and Ipao

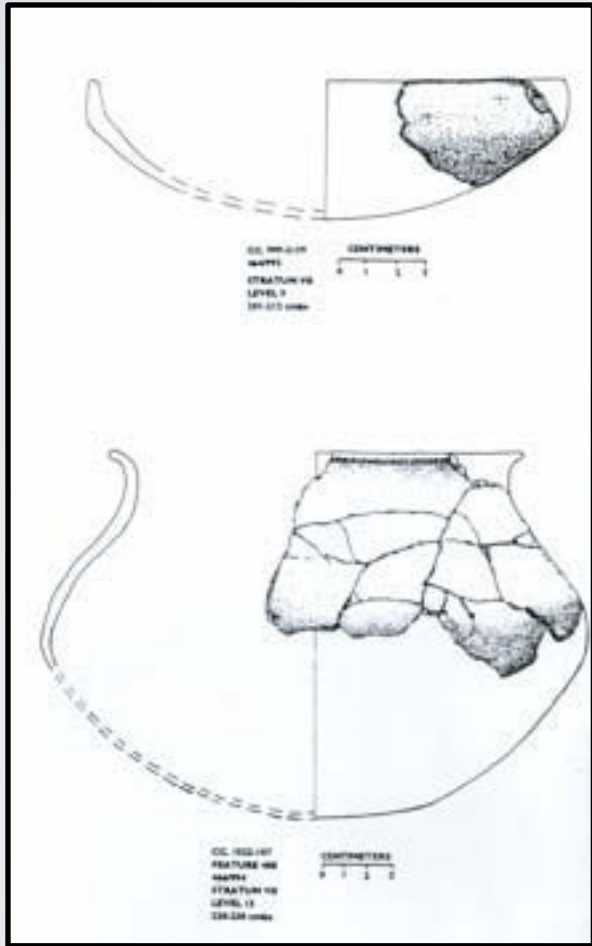
THE MARIANAS POTTERY SEQUENCE

- Similar trends and designs occur at sites on all four islands (Guam, Rota, Tinian and Saipan) about the same time
- Decorated pottery is always rare, only about 2% of the sherds recovered from an archaeological site with an early date are decorated.
- Most Pre-Latte pots are not decorated
- Latte Period decorations are very different from the Pre-Latte designs

MARIANAS POTTERY SEQUENCE



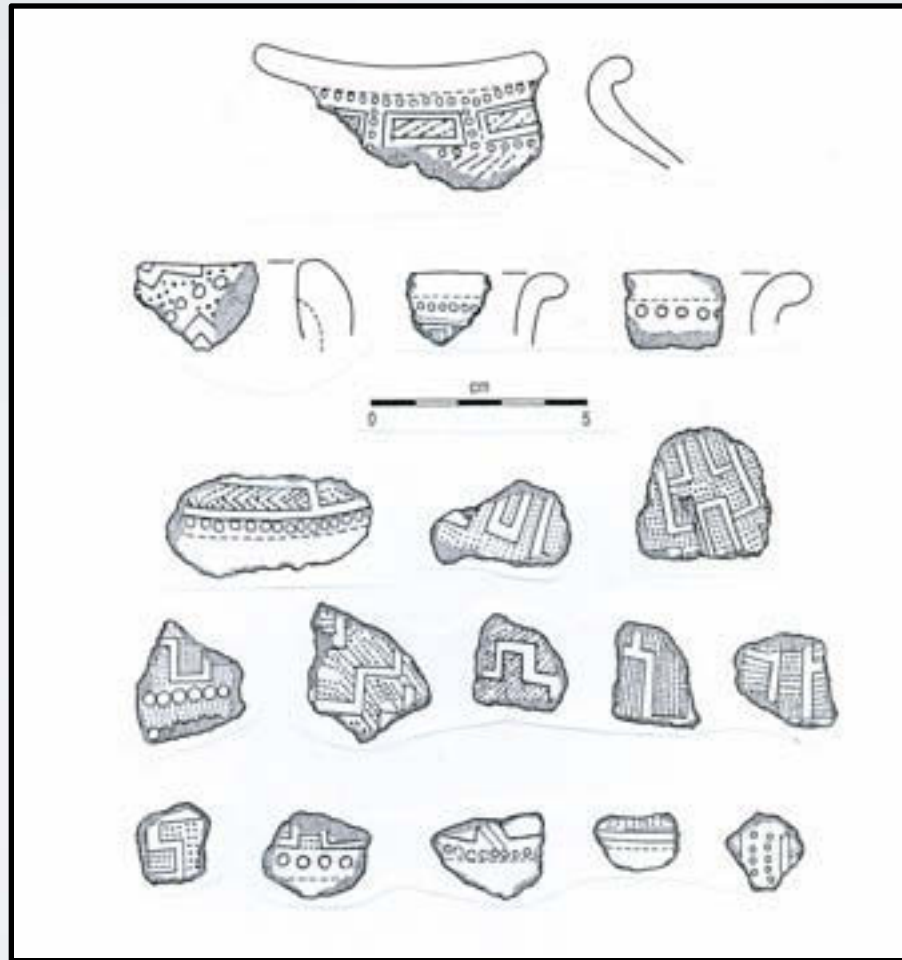
EARLY UNDECORATED REDWARE



THREE STYLES OF PRE-LATTE LIME-FILLED DESIGNS

- ACHUGAO – The most complex designs. Only small fragments of pottery have been recovered. The over-all designs are incomplete and the vessel form is not well known. This style was identified and named by Dr. Brian Butler from the University of Southern Illinois at Carbondale while excavating on a project at Achugao, Saipan.
- SAN ROQUE – Somewhat simpler designs. Only small fragments of this pottery have been recovered, and the vessel form is not well known. This style was also identified and named by Dr. Brian Butler while working on a Saipan project at San Roque.
- IPAO – Simple, bold designs, vessel sections have been recovered. This style was named by Dr. John Craib, Australia, after the decorated pottery from Ipao, Guam.

ACHUGAO DESIGNS

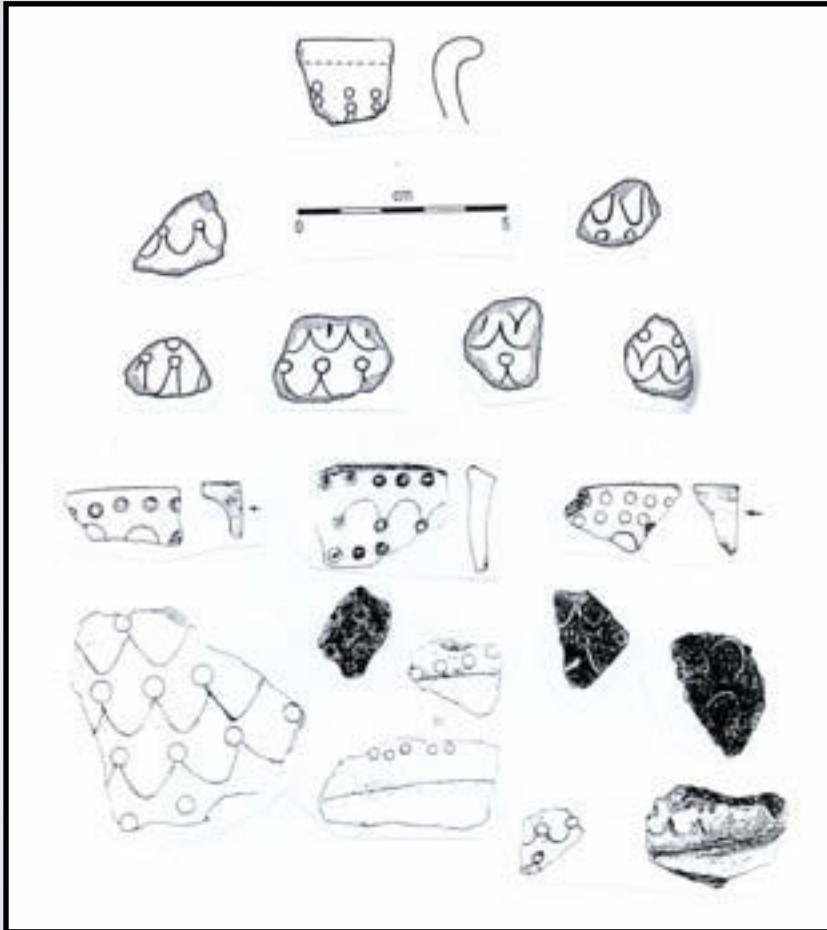


MORE ACHUGAO

Although the overall design is unknown, it has spaces enclosed by lines. Some of the enclosed spaces are filled with small dentate impressions. Other enclosed spaces are not filled in. Sometimes circles are used.




SAN ROQUE DESIGNS



- The San Roque designs consist of waves or scallops often combined with circles.
- Could represent ocean waves or fish scales

MORE SAN ROQUE DESIGNS

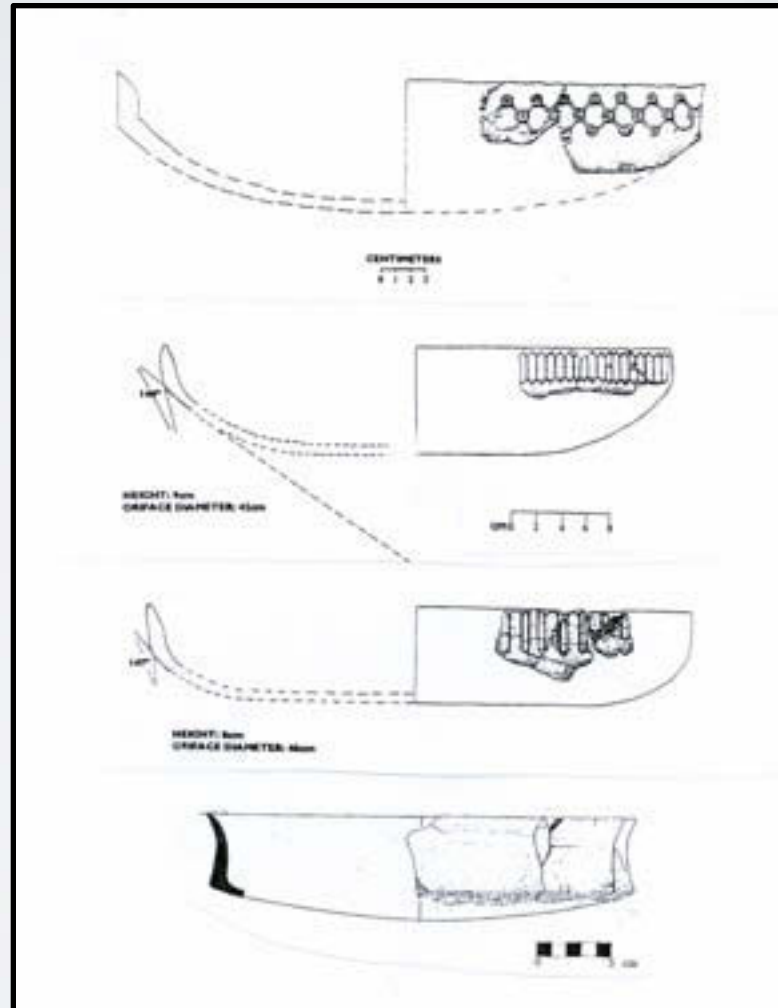


IPAO DESIGNS

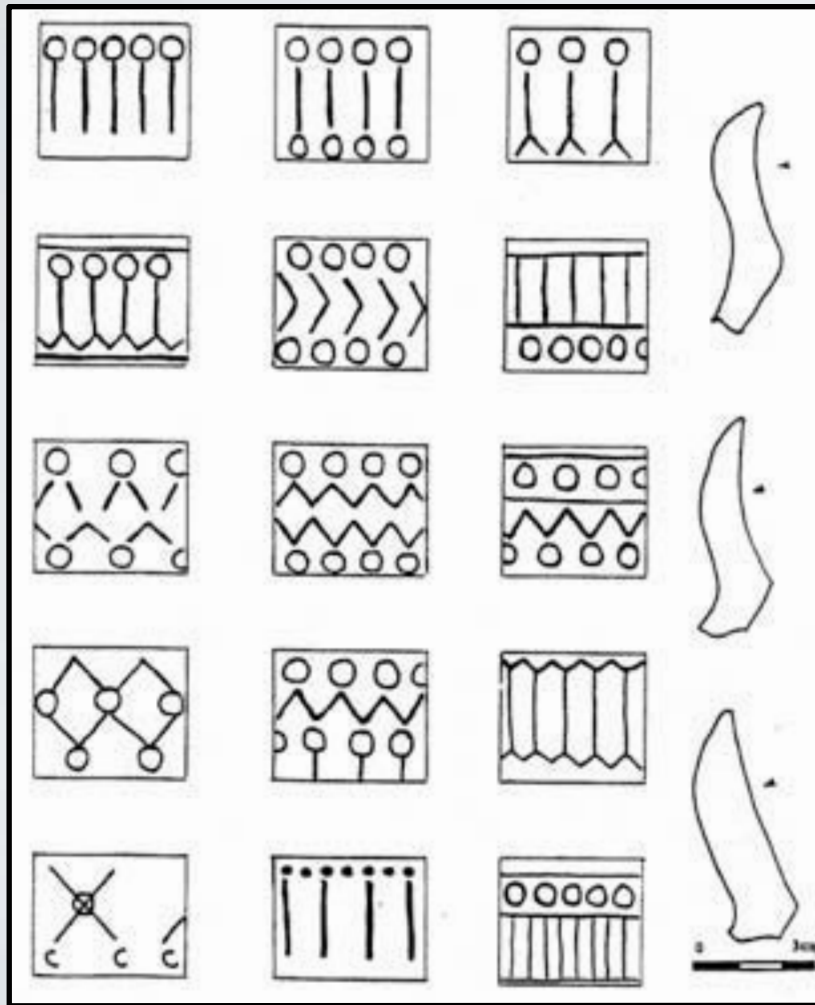
- Design is made up of impressions, often filled with lime
- Designs consist of combinations of elements such as circles, straight lines, curved lines, and chevrons or zigzag lines
- Design appears as a band applied just below the rim



VESSELS WITH IPAO DESIGNS



MORE IPAO DESIGNS

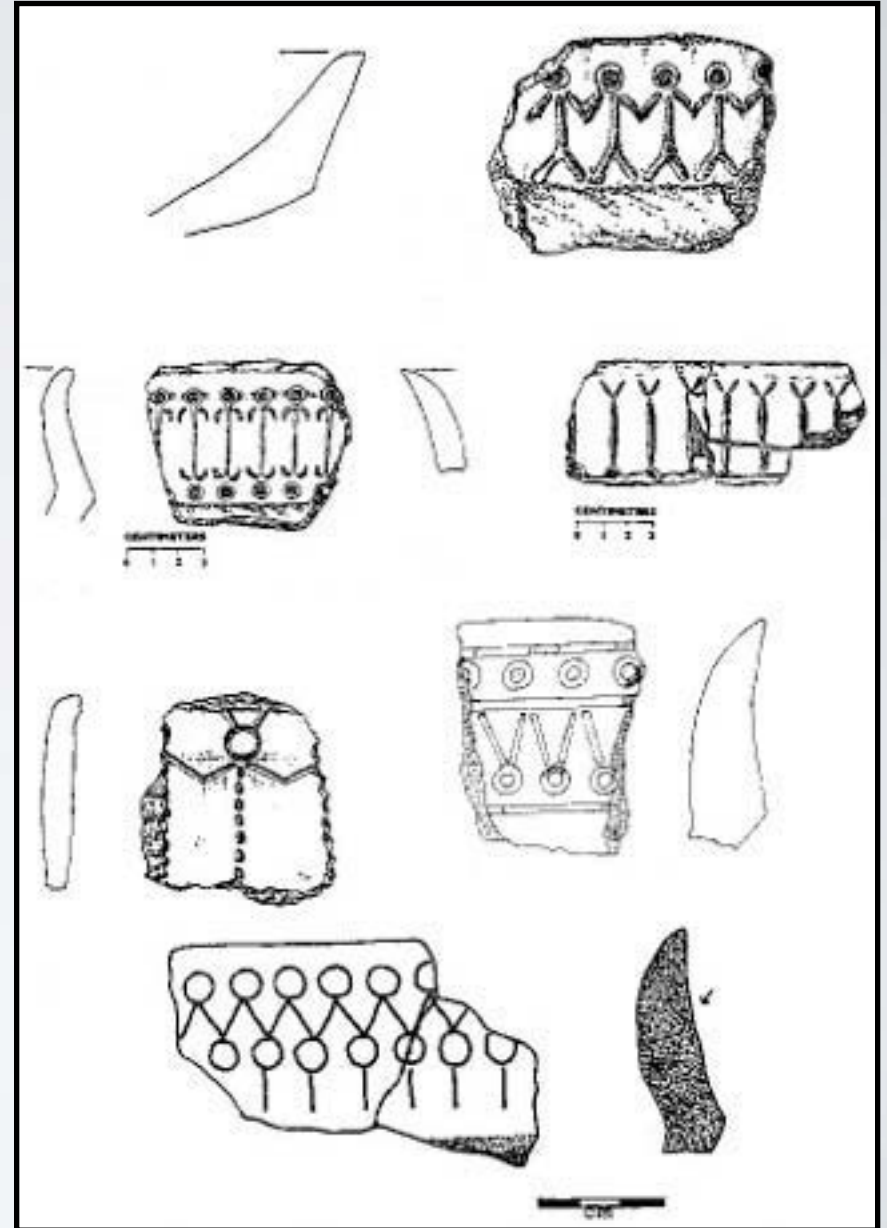


MORE IPAO DESIGNS



IPAO DESIGNS

- Some of the Ipao designs look like stick figures that could represent people.
- It is interesting that the ancient potters could come up with so many different patterns using so few elements.
- Most of the decorated vessels are small open bowls.
- It is not likely that the bowls were used for cooking or storage. Possibly they were used for serving special foods or drinks, for special ceremonies, serving special people, or for trading with other groups.




MISCELLANEOUS INCISED DESIGNS



- There are a number of other designs that do not fit nicely into one of the categories listed above. Some are shown here.


MAT IMPRESSIONS

- About the same time that vessels with decorated rims occur, flat bottomed pans with mat impressions on the exterior of the base appear.
- The mat impressions are not considered to be decorations. They formed while the pot was being made. Possibly when a slab of damp clay was set on a mat to give it support.

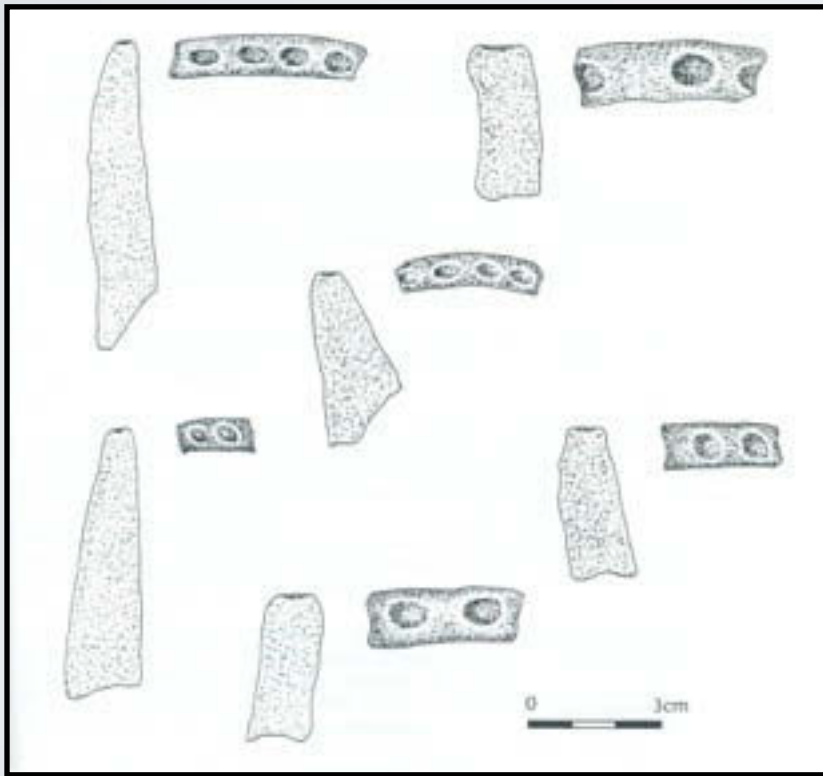


LATTE PERIOD DESIGNS

- The decorations on Latte Period pottery consist of incised designs on the lips and necks of some large rims and anthropomorphic drawings of figures.
- The different roughened surfaces such as combed, trailed, and wiped are not considered decorations.



LATTE PERIOD DESIGNS FROM NMI



- However the rims of some of the Latte Period pots on Saipan and Tinian have simple impressions, possibly made by pressing a finger tip or some other implement into the damp clay after the pot was finished

SI YU'OS MA'ÅSE'

ACKNOWLEDGEMENTS

Illustrations presented here taken from the reports listed below. Some MARS photos were taken by Rick Schaefer.

- Butler, B.M. 1995. Saipan.
- Craib, J.L. 1990. Rota
- Dilli, B.J., A.E. Haun, S.T. Goodfellow and B. Deroo. 1998. Guam
- Haun, A.E., J.A. Jimenez, M.A. Kirkendall, & S.T. Goodfellow. 1999. Tinian.
- Hunter-Anderson, R.L. and B.M. Butler. 1995. NMI
- Moore, D.R. & R.L. Hunter-Anderson. 1999. Marianas
- Moore, D.R., R.L. Hunter-Anderson, J.R. Amesbury, & E.F. Wells. 1997. Tinian
- Moore, D.R., R.L. Hunter-Anderson, J.R. Amesbury, & E.F. Wells. 1992. Saipan
- Ray, E. R. 1981. Guam
- Ray, E.R., W.R. Fortini, J.L. Babauta. 1996. Saipan
- Thompson, Laura. 1932. Marianas

Slide 13. MARS photo.

Slide 14. Photos by Rick Schaefer



CULTURAL

Design

With History In Mind

